

Company profile

Ayush Society

C-278/1, Street No.-11, Bhajanpura, Delhi-110053, +91-9911228787

Email: ayushsociety@gmail.com

www.ayushsociety.com

Name of the Organisation:	Ayush Society
Address and Telephone No.:	C-278/1, Street No.-11, Bhajanpura, Delhi-110053 +91-9911228787 Email: ayushsociety@gmail.com www.ayushsociety.com
Date of Establishment:	December 2007
Registration No. :	S/60690
Type of Organisation:	Voluntary Organisation
Contact Person:	Dr. Joginder Singh Bhati Founder & Managing Secretary <i>(Member the Global Alliance on Accessible Technologies and Environments)</i> +91-9911228787
Mission Statement:	To create a barrier free environment and provide equal opportunities to persons with disabilities for their full participation in society so that they can share the same platform of entitlement and justice as others in society.
Objectives:	To offer Accessibility audit and comprehensive rehabilitation services. To empower and mainstream person with disabilities by creating a barrier free environment by redeveloping and retrofitting existing built up area.

Main Activities

Need for Creating a barrier free environment

Every sector of society and government must provide barrier-free environments. Civic government must lead the way in providing accessibility through City-owned buildings. The benefits of accessibility are significant. Aside from responding to the needs of people with disabilities, increasing accessibility leads to increased opportunities for people with disabilities to access employment and to fully participate in the social, cultural, recreational, economic and political life in a city.

Accessibility Audits:

We conduct accessibility audits of various buildings as we think that Accessible design must:

- make approaching, entering and using buildings and structures easier. In this respect, accessible design must address a wide variety of internal and external building elements;
- provide an equivalent level of life safety for everyone, including methods of leaving a building and communicating in an emergency;
- emphasize dignity and independence, providing those features that will allow people to function in their day-to-day activities; and;
- be non-institutional and successfully integrated with a building's function, form and architectural quality.



Retrofitting in Buildings to make them Accessible

Accessible Facilities we provide include the following:

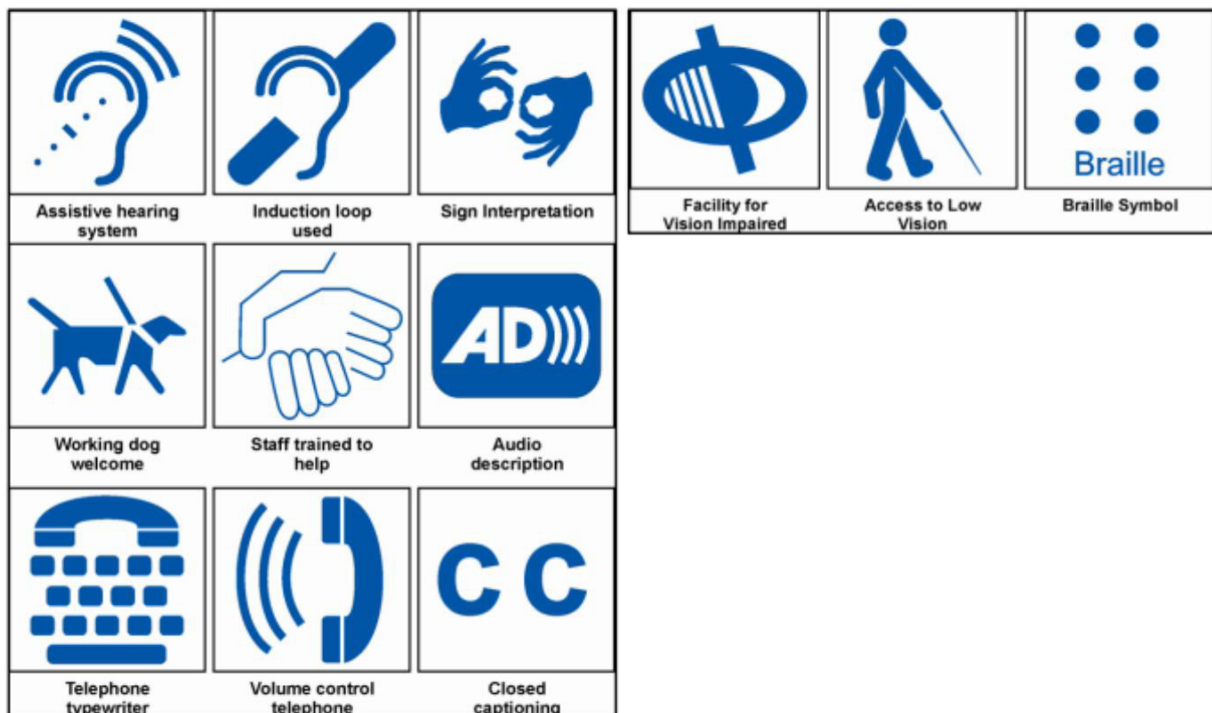
Signages as shown below:



Fig 28 International Symbol of Accessibility



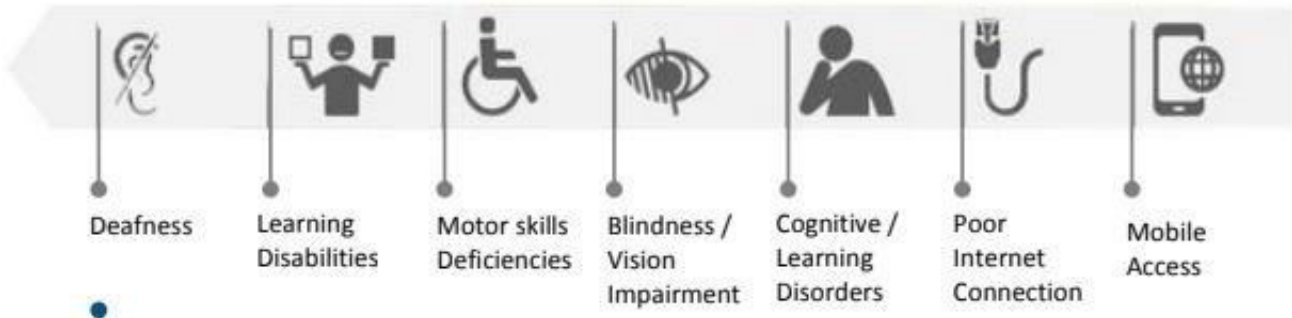
Fig. 29 Accessible Entrance



Sample Content in an Audit report we prepare:

INDEX				
EXECUTIVE AND GRAPHICAL SUMMARY				
FIELD SURVEY FINDINGS WITH PHOTOGRAPHIC EVIDENCE AND OBSERVATIONS				
A. EXTERNAL ENVIRONMENT				
1. Access route and Entrance gate		3. Parking		
2. External pathways		4. Alighting		
B. INTERNAL ENVIRONMENT				
5. Accessible Entrance	11. Escalators	17. Control and operating mechanisms		
6. Reception/Front Office and Lobby	12. Corridors	18. Signage		
7. Steps/Stairs	13. Doors and Doorways	19. Emergency evacuation		
8. Ramps	14. Toilet facilities	20. office areas		
9. Handrails	15. Cafeteria/Pantry/Canteen/Dining			
10. Elevators/Lifts	16. Drinking water facilities			
C. INFORMATION AND COMMUNICATION				
D. EVALUATION OF SERVICES				
E. RECOMMENDATIONS WITH PRIORITY RATING				
F. STANDARDS AND ILLUSTRATIONS				
1. External pathways	10. Wheelchair parking space	20. Glazed doors	30. Mirror	39. Signage
2. Kerb and Kerb ramp	11. Corridor	21. Kick plates	31. Alarm system	40. International symbol of accessibility
3. Bollards	12. Steps/stairs	22. Vision panel	32. Control panel/switch boards	41. Directional signs
4. Gratings	13. Ramps	23. Handrails	33. Elevator	42. Braille and tactile signage
5. Accessible parking bays	14. Landing	24. Handrail with Braille information	34. Lift handrails	43. Tactile pictographic site map
6. Drop off point	15. Edge protection	25. Accessible toilets	35. Lift control panel	44. Tactile guiding path
7. Protruding elements	16. Doors	26. Accessible washbasin	36. Braille/raised numbers	45. Tactile warning blocks/ Kerbs
8. Reception counter	17. Knob type handle	27. Clear knee space	37. Drinking water fountain	46. Tactile floor guidance
9. Maneuvering space for wheelchair users	18. Lever type handle	28. Hand clearance	38. Induction loop	
	19. Flushed door mat	29. Lever type taps		

Issues/ Disabilities we deal with to provide Access:



Products we offer



Folding Shower Seat (Folding)

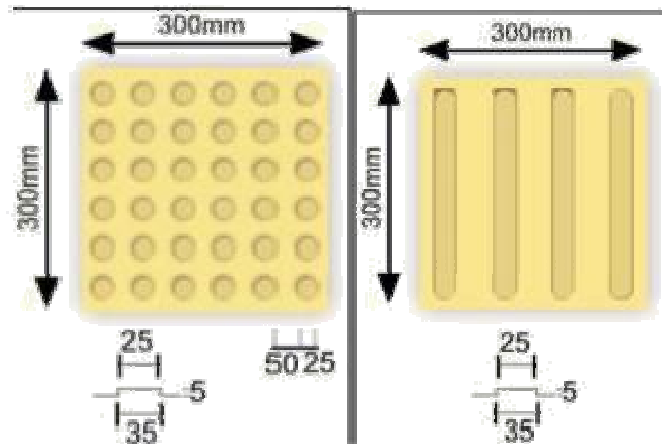
Lift-up Arm Support

Grab bars – various types & sizes





Guiding path and approaching sidewalk to the building



WARNING BLOCKS

GUIDING BLOCKS



Switch board in Contrast with the background



Braille Raised numbers



Handrail with Braille information engraved



Products we offer

Rehabilitation Services we offer:

Medical Service:

Direct Services:

Out Patient Department

Physiotherapy

Occupational Therapy

Speech Therapy

Prosthetics/ Orthotics

Indirect Services:

Neurologist

Orthopedic Surgeon

Dental Surgeon

Ophthalmologist

ENT Surgeon

Phenol Block Therapy

Botox Therapy

Intra thecal Baclofen Therapy

Child Guidance Centre:

Counseling

Psychological assessments

Case Conferences

Regular session with parents of young children with special needs

Home Training Programmes

Education for Children with special needs

Special Education Services:

Our Learning specialists provide instruction designed to meet the needs of students with learning difficulties in various area of learning including:

Reading

Writing

Spelling

Mathematics

Attention

Memory

Organization

Networking:

Link with Government organizations'

Collaboration with other Hospitals

Collaboration with other NGOs for
exchange programmes

Social Awareness:

Dissemination of information through
Camps, Workshops, Seminar,
Conferences with or without
collaboration government organisation

Information Cell:

Information about:

Government Policies

Income Tax Rebate

Medical Policies

National Trust Scheme

Disability Certificates

Travelling Concessions

Integrated School

Special School

Hospitals

Barrier free Environment
(Accessibility)